

What is the Investment Report?

The Investment Report helps investors assess the value of an investment and the fund manager using Morningstar research, data and visualisations. The In-depth data displayed is tailored to the investment type, data such as but not limited to, performance data, portfolio data and operational data which would include both regulatory and non-regulatory documentation i.e. KIID, Annual Reports, Prospectuses and more. The reports can be accessed directly from the Investment screener from the investment name displayed within the grid table or displayed as a standalone report.

Aviva Investors UK Equity 2 GBP Acc

★★★★★

Bronze

Deal Export

Latest NAV	Date of Latest NAV	ISIN	Currency	Fund Size	Benchmark
3.15	June 4, 2018	GB0004460357	GBP	GBP248.08m (May 31, 2018)	FTSE AllSh TR GBP

Investment objective

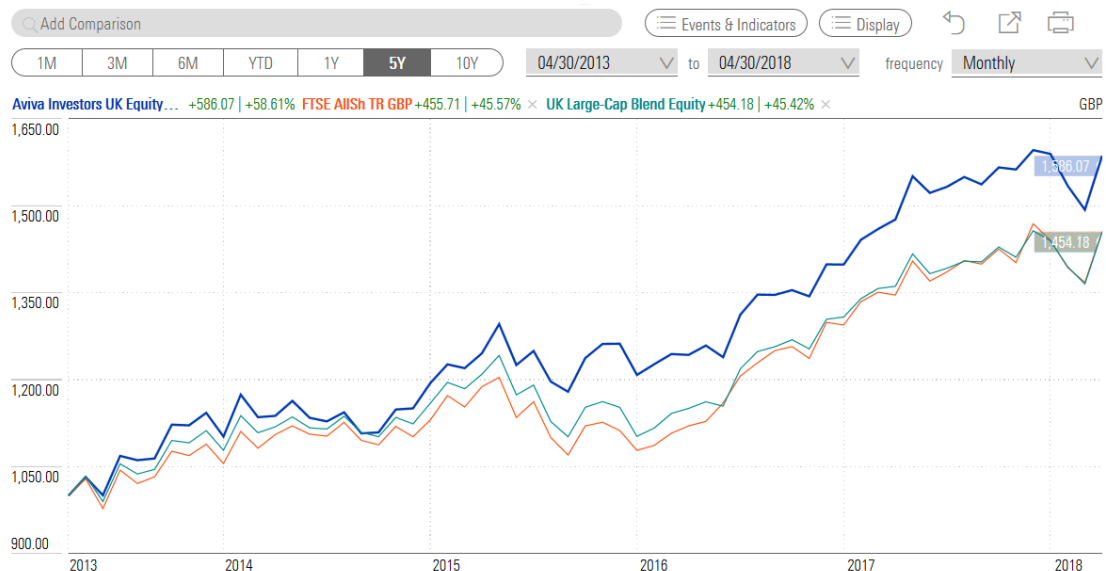
The fund seeks long-term capital appreciation and income. The fund invests within the UK equity market. Individual security selections will be based on price and long-term total return prospects. The Fund may invest in any of the following financial instruments in order to achieve its investment objective: transferable securities, money market instruments, units in collective investment schemes, deposits and derivatives and forward transactions.

Performance

Please note that past performance is not a reliable indicator of future returns. Performance figures displayed below are based on GBP currency

Growth of Investment

1



1. Advanced Interactive Chart

Use the advanced chart to compare investments – refer to the 'Advanced Interactive Chart' guide.

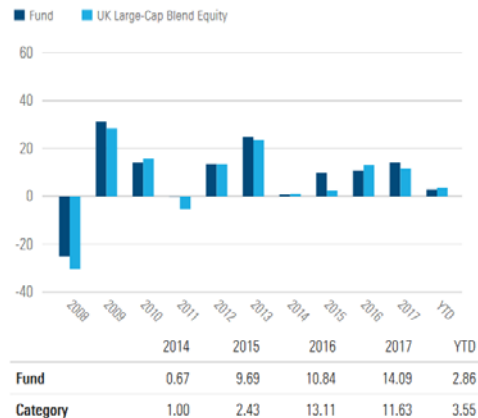
Morningstar Investment Report

Annual performance (%)

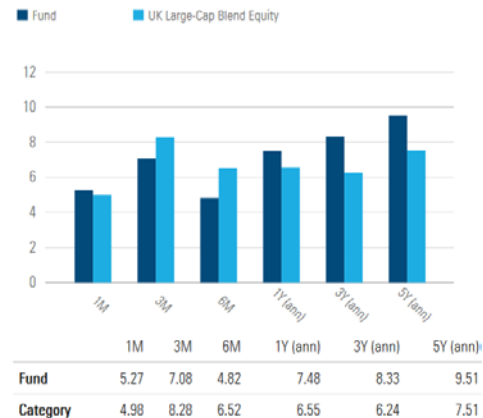
	Mar 31, 08 - Mar 31, 09	Mar 31, 09 - Mar 31, 10	Mar 31, 10 - Mar 31, 11	Mar 31, 11 - Mar 31, 12	Mar 31, 12 - Mar 31, 13	Mar 31, 13 - Mar 31, 14	Mar 31, 14 - Mar 31, 15	Mar 31, 15 - Mar 31, 16	Mar 31, 16 - Mar 31, 17	Mar 31, 17 - Mar 31, 18
Fund	-25.97	53.44	11.84	5.97	14.79	13.25	7.44	2.00	17.34	2.27
Category	-29.82	49.47	10.00	1.08	17.29	11.16	6.59	-3.91	18.76	0.61

Morningstar category: UK Large-Cap Blend Equity

Calendar year returns (%) as of May 25, 2018



Trailing returns (%) as of May 25, 2018



Previous Next **2**

Dividends

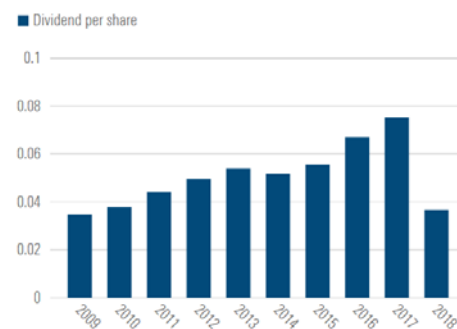
Close

Most recent dividend payment

Dividend amount	£0.037
Ex-dividend	Apr 16, 2018
Declaration date	-
Record date	-
Payable date	Jun 15, 2018

Dividend per share (calendar yrs)

3Y 5Y 10Y **3**



Show dividend per share table **4**

2. Pagination

Using the 'Previous' & 'Next' options, scroll through the data tables, where available, to view additional data sets.

3. Interactive navigational options

Within the various key data sections, where available, some data segments have interactive navigational options, 'buttons' and/or 'dots', where upon selection additional data will be displayed.

4. Expansion Options

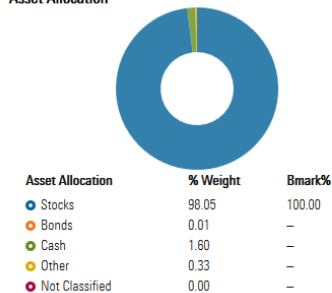
Select the expansion options, where available, to view additional data.

Morningstar Investment Report

Portfolio

Close

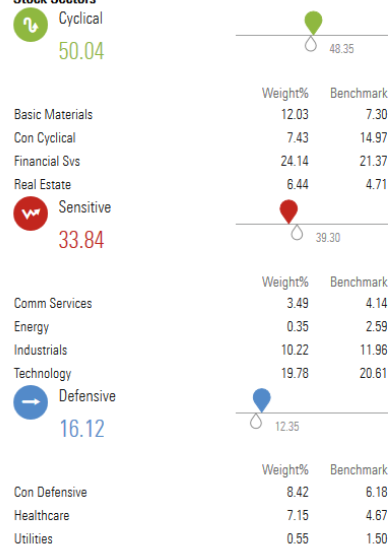
Asset Allocation



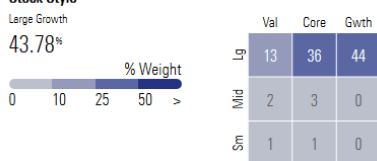
World Regions Americas 0.12



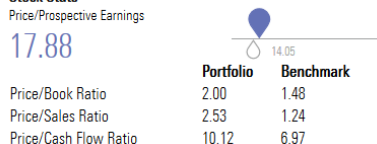
Stock Sectors



Stock Style



Stock Stats



Portfolio Holdings

Security Name	Sector	Country	% of assets
1 Aberdeen Global China A Shr Eq Z Acc USD	-	Luxembourg	6.89
2 Aberdeen Asian Smaller Ord	-	United Kingdom	3.74
3 Aberdeen New Thai Ord	-	United Kingdom	3.51
4 Samsung Electronics Co Ltd Participating Preferred	Consumer Electronics	South Korea	3.29
5 Taiwan Semiconductor Manufacturing Co Ltd	Semiconductors	Taiwan	3.28
6 Tencent Holdings Ltd	Internet Content & Information	China	3.25
7 Keyence Corp	Scientific & Technical Instruments	Japan	2.87
8 Aberdeen Global Indian Equity Z Acc USD	-	Luxembourg	2.70
9 Shin-Etsu Chemical Co Ltd	Chemicals	Japan	2.47
10 AIA Group Ltd	Insurance - Life	Hongkong	2.35

Sustainability Rating 5

Open

Fees and Expenses

6

Open

Risk and rating

Open

Target Market

Open

Fund Management

Open

Documents

Open

Important Information

Please note the value of investments can go down as well as up so you may get back less than you invested. This information does not constitute advice or a recommendation. If you are unsure whether an investment is suitable for you, you should contact an authorised financial adviser. Care is taken to ensure that the information provided by Morningstar is correct but it neither warrants, represents nor guarantees the contents of the information, nor does it accept any responsibility for errors, inaccuracies, omissions or any inconsistencies herein.

5. Key Data Sections

The Investment Report is segmented into key data section for ease of reference.

6. Accordion Display

The accordion display enables you to view as many, or less, data sections at any one time. Select the 'Open' option to expand a view and the 'Close' option to close the view. The heading section titles will always remain in place for you to revisit all, or a specific data sections when required.